

ReSound LiNX²



LSCIC

Product Description

Completely-in-the-Canal (CIC) hearing instruments are available in 4 power levels: Low (LP), Medium (MP), High (HP) and Ultra (UP).

ReSound's SmartRange™ dual processing platform enables Surround Sound by ReSound™ sound quality.

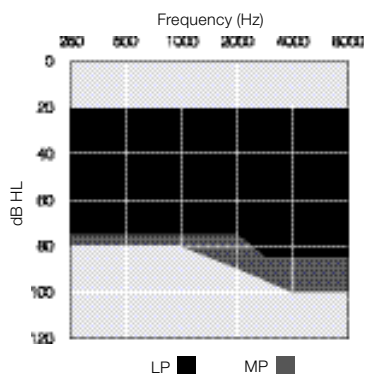
ReSound LiNX² CIC is a cosmetic offering focused on small size and discrete appearance.

The custom hearing instrument faceplates and the associated components are iSolate™ nanotech-coated for optimum durability.

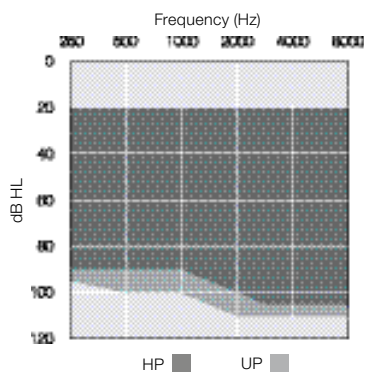
Model	LS9CIC*	LS7CIC**	LS5CIC***
Device Features			
Battery size	10A		
Custom power levels	LP, MP, HP & UP		
Colors available	5		
Functional Features			
Fully flexible programs	4	4	4
Push button	●	●	●
Volume control	●	●	●
SmartStart™	●	●	●
PhoneNow™	●	●	●
Audiological Features			
WARP compression - number of channels	17	17	9
Environmental Classifier	●	●	●
Environmental Optimizer	●	●	●
NoiseTracker™ II	●	○	○
Expansion	●	○	○
Sound Shaper	●	●	●
Low Frequency Boost (UP models only)	●	○	○
DFS Ultra™ II	●	●	●
-Music Mode™	●	●	●
Auto DFS™	●	●	●
Acceptance Manager	●	●	●
Amplification strategy (WDRC/Semilinear/Linear - UP models only)	●	●	○
Tinnitus Sound Generator	●	●	●
Fitting Features			
Fitting Software Aventa 3.8 or higher	●	●	●
Onboard Analyzer™ II	●	●	●
*LS9CIC UP, LS9CIC HP, LS9CIC MP, LS9CIC LP			
**LS7CIC UP, LS7CIC HP, LS7CIC MP, LS7CIC LP			
***LS5CIC UP, LS5CIC HP, LS5CIC MP, LS5CIC LP			

○ Basic
● Advanced
● Ultimate

Fitting Range - Closed



Fitting Range - Closed

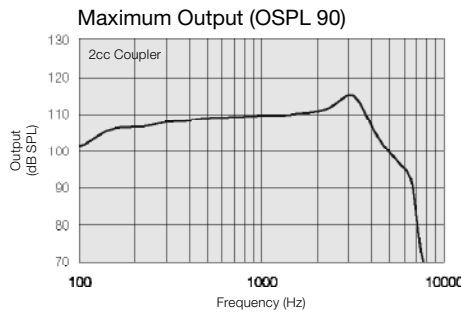
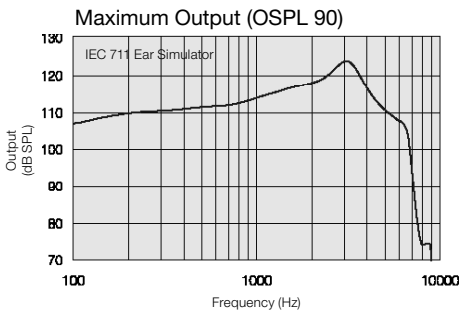


Technical Specifications

LSCIC (LP)

		IEC 60118-0 IEC 711 Ear simulator	IEC 60118-7 ANSI S3.22 2cc coupler	
Reference test gain (60 dB SPL input)	1600 Hz/HFA	33	33	dB
Full-on gain (50 dB SPL input)	Max.	49	40	dB
	1600 Hz/HFA	43	38	
Maximum output (90 dB SPL input)	Max.	124	115	dB SPL
	1600 Hz/HFA	117	110	
Total harmonic distortion	500 Hz	0.4	0.6	%
	800 Hz	0.7	0.6	
	1600 Hz	0.8	1.0	
Telecoil sensitivity (1 mA/m input)	Max.	N/A		dB SPL
	HFA - SPLIV @ 31.6 mA/m (ANSI)	HFA	N/A	
	Full-on telecoil sensitivity @ 1mA/m	1600 Hz/HFA	N/A	
Equivalent input noise		22	21	dB SPL
Frequency range (DIN 45605/ANSI)		100-7120	100-6960	Hz
Current drain (Test mode)		1.1	1.2	mA

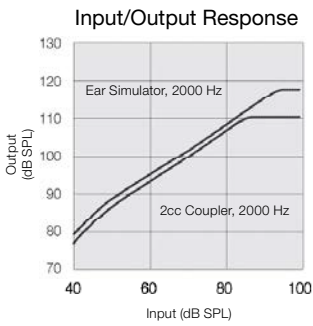
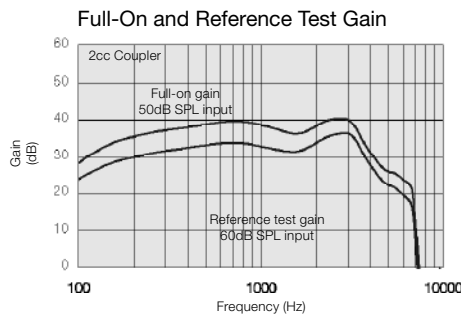
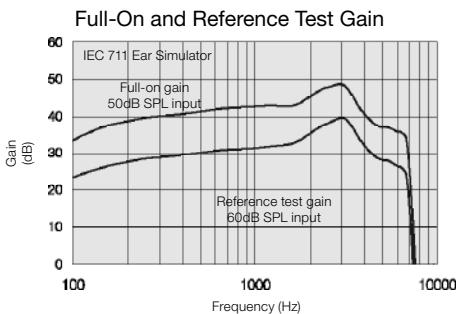
Data in accordance with IEC 60118-0, IEC 60118-7 and ANSI S3.22-2009; supply voltage 1.3 V.



Notes:
 O.E.S. = Occluded Ear Simulator
 2cc = 2 cm³ coupler
 Pi = Acoustic input signal

Basic settings:
 Full-on Gain, Reference Test Gain
 MPO = Maximum Power Output
 Maximum Band Width

Measured according to IEC 60118-0 1983, amendment 1994; at 1.3 V, impedance 6.2 ohms and 23°C on O.E.S. according to IEC711 1981, resp on 2cc according to IEC60118-7 2nd edition 2005 and ANSI S3.22-2009 (HFA average calculated at 1000 Hz, 1600 Hz and 2500 Hz; 0 dB SPL sound pressure equals 20µPa). All measurements without DSP features activated unless indicated otherwise.



Patents pending

All specifications are subject to change without notice

400337011-US-15.01-Rev.A

ReSound North America
 8001 Bloomington Freeway
 Bloomington, MN 55420
 1-800-248-4327
 customerexperience@gnresound.com

ReSound Government Services
 8001 Bloomington Freeway
 Bloomington, MN 55420
 1-800-392-9932
 VAinfo@gnresound.com

ReSound Canada
 303 Supertest Road
 Toronto, Ontario M3J 2M4
 1-888-737-6863

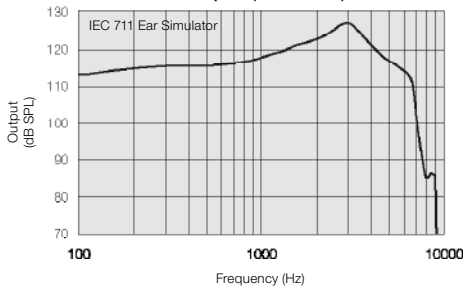


Technical Specifications

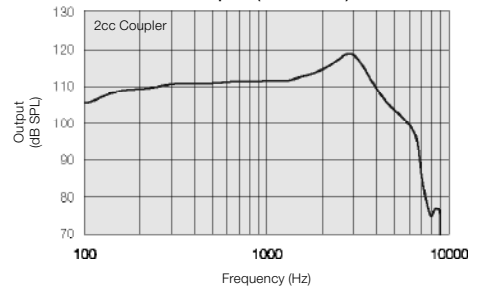
		LSCIC (MP)		
		IEC 60118-0 IEC 711 Ear simulator	IEC 60118-7 ANSI S3.22 2cc coupler	
Reference test gain (60 dB SPL input)	1600 Hz/HFA	40	36	dB
Full-on gain (50 dB SPL input)	Max. 1600 Hz/HFA	59 50	50 45	dB
Maximum output (90 dB SPL input)	Max. 1600 Hz/HFA	127 121	119 113	dB SPL
Total harmonic distortion	500 Hz 800 Hz 1600 Hz	0.5 0.9 1.0	0.7 0.8 0.9	%
Telecoil sensitivity (1 mA/m input)	Max.	N/A	N/A	dB SPL
HFA - SPLIV @ 31.6 mA/m (ANSI)	HFA	N/A	N/A	
Full-on telecoil sensitivity @ 1mA/m	1600 Hz/HFA	N/A	N/A	
Equivalent input noise		24	21	dB SPL
Frequency range (DIN 45605/ANSI)		100-7170	100-7110	Hz
Current drain		1.1	1.3	mA

Patents pending

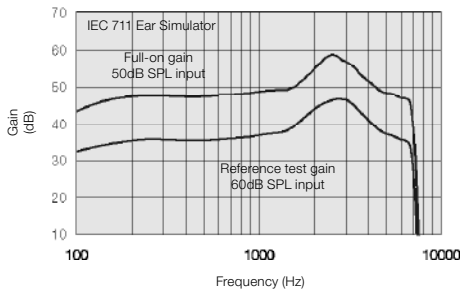
Maximum Output (OSPL 90)



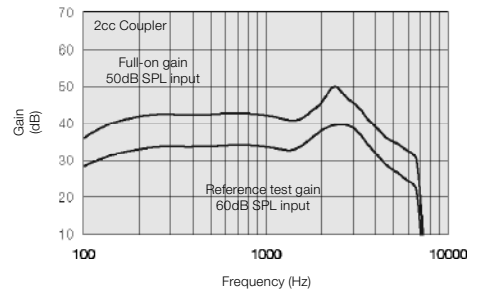
Maximum Output (OSPL 90)



Full-On and Reference Test Gain

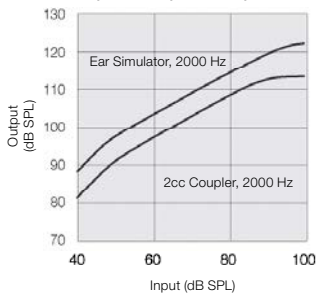


Full-On and Reference Test Gain



All specifications are subject to change without notice

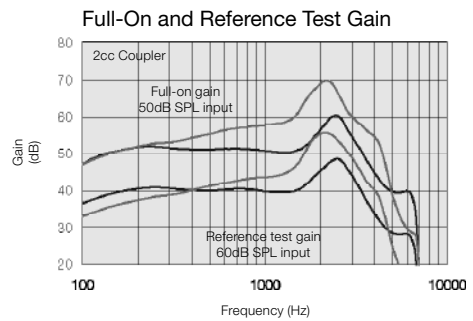
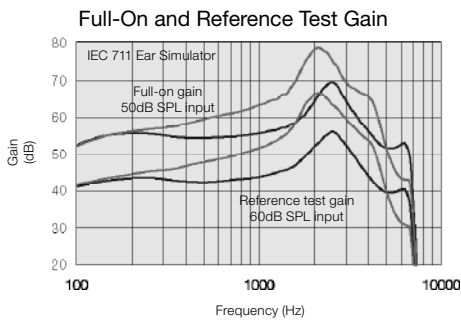
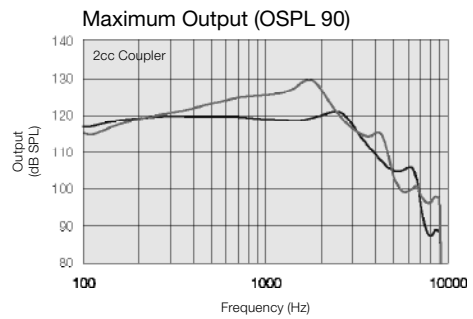
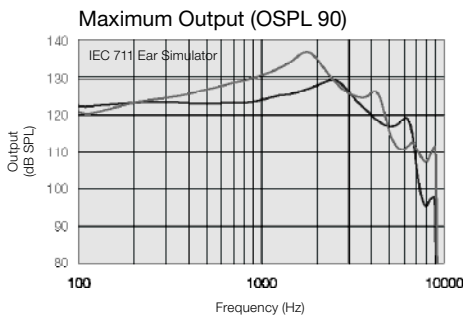
Input/Output Response



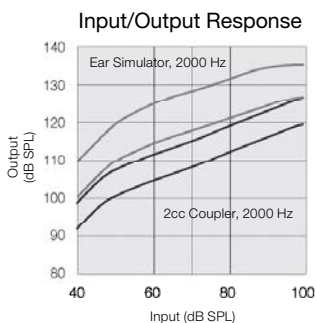
Technical Specifications

		LSCIC (HP)		LSCIC (UP)		
		IEC 60118-0 IEC 711 Ear simulator	IEC 60118-7 ANSI S3.22 2cc coupler	IEC 60118-0 IEC 711 Ear simulator	IEC 60118-7 ANSI S3.22 2cc coupler	
Reference test gain (60 dB SPL input)	1600 Hz/HFA	47	43	59	49	dB
Full-on gain (50 dB SPL input)	Max. 1600 Hz/HFA	69	60	79	70	dB
Maximum output (90 dB SPL input)	Max. 1600 Hz/HFA	130	121	137	130	dB SPL
Total harmonic distortion	500 Hz	0.6	0.4	0.5	0.5	%
	800 Hz	1.3	0.7	1.4	1.0	
	1600 Hz	0.8	0.5	0.4	0.2	
Telecoil sensitivity (1 mA/m input)	Max.	N/A	N/A	N/A	N/A	dB SPL
HFA - SPLIV @ 31.6 mA/m (ANSI)	HFA	N/A	N/A	N/A	N/A	
Full-on telecoil sensitivity @ 1mA/m)	1600 Hz/HFA	N/A	N/A	N/A	N/A	
Equivalent input noise		22	20	24	20	dB SPL
Frequency range (DIN 45605/ANSI)		100-6930	100-6770	140-4720	100-4700	Hz
Current drain		1.2	1.2	1.1	1.1	mA

Patents pending



All specifications are subject to change without notice



HP ■
UP ■