

ReSound LiNX 3D™



LTiIC

Product Description

Invisible-in-the-Canal (IIC) hearing aids are available in 1 power level: Low (LP)

The ReSound Smart Range C platform enables Surround Sound by ReSound.

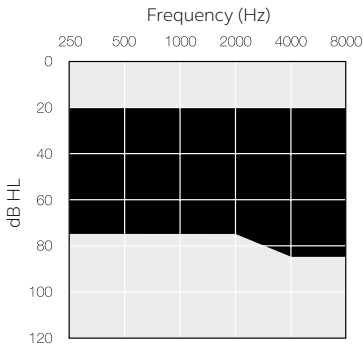
IIC models are the ultimate cosmetic custom hearing aid offering the most invisible solution in the ear.

The ReSound LiNX 3D IIC hearing aid components and face-plates are iSolate™ nanotech coated for optimum durability.

Model	LT9-IIC*	LT7-IIC**	LT5-IIC***
Device Configurations			
Battery size	10A		
Power levels	LP		
Colors available	5		
Audiological Features			
WARP compression (WDRC) - number of channels	17	14	12
Environmental Optimizer II	●	-	-
Environmental Optimizer	-	●	-
Noise Tracker II	●	⊙	○
Expansion	●	⊙	○
Sound Shaper	●	●	●
DFS Ultra II	●	●	●
-Music Mode	●	●	●
Acceptance Manager	●	●	●
Tinnitus Sound Generator	●	●	●
Functional Features			
Smart Start	●	●	●
Fitting Features			
Fitting Software Smart Fit™ 1.0 or higher	●	●	●
Fully Flexible Program	1	1	1
Auto DFS	●	●	●
Onboard Analyzer II	●	●	●
*LT9IIC-LP **LT7IIC-LP ***LT5IIC-LP			

○ Basic
⊙ Advanced
● Ultimate

Fitting Range



Technical Specifications

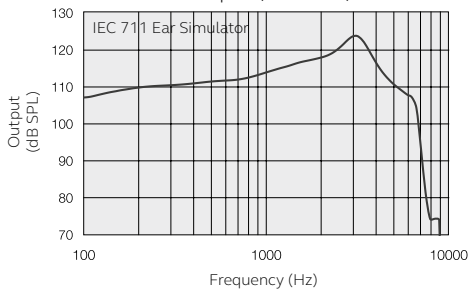
		LTIC		
		IEC 60118-0 2nd IEC 711 Ear simulator	IEC 60118-0 3rd IEC 60118-7 ANSI S3.22 2cc coupler	

Reference test gain (60 dB SPL input)	1600 Hz/HFA	33	33	dB
Full-on gain (50 dB SPL input)	Max. 1600 Hz/HFA	49 43	40 38	dB
Maximum output (90 dB SPL input)	Max. 1600 Hz/HFA	124 117	115 110	dB SPL
Total harmonic distortion	500 Hz 800 Hz 1600 Hz	0.4 0.7 0.8	0.6 0.6 1.0	%
Telecoil sensitivity (1 mA/m input)	Max.	N/A		
HFA - SPLIV @ 31.6 mA/m (ANSI)	HFA		N/A	dB SPL
Full-on telecoil sensitivity @ 1mA/m	1600 Hz/HFA	N/A	N/A	
Equivalent input noise		22	21	dB SPL
Frequency range (DIN 45605/ANSI)		100-7120	100-6960	Hz
Current drain		1.1	1.2	mA

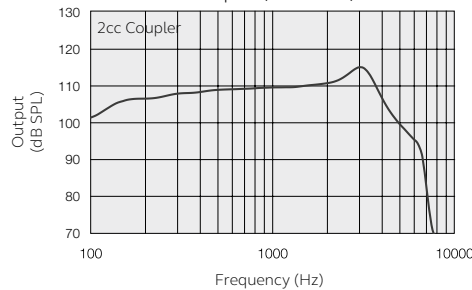
Data in accordance with IEC60118-0 Edition3.0 2015-06, IEC60118-7 and ANSI S3.22-2009, supply Voltage 1.3V

Patents pending

Maximum Output (OSPL 90)



Maximum Output (OSPL 90)

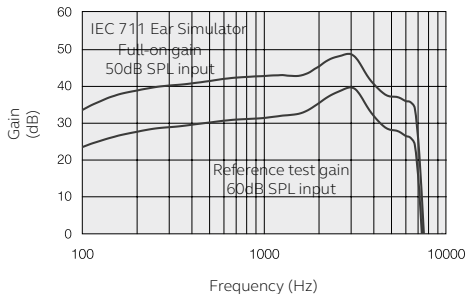


Notes:
O.E.S. = Occluded Ear Simulator
2cc = 2 cm³ coupler
Pi = Acoustic input signal

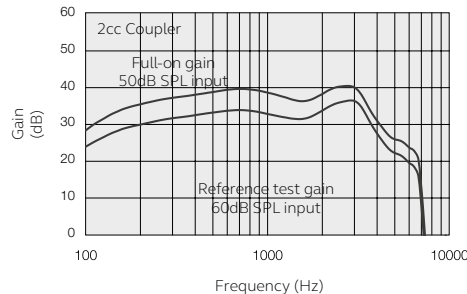
Basic settings:
Full-on Gain, Reference Test Gain
MPO = Maximum Power Output
Maximum Band Width

All specifications are subject to change without notice

Full-On and Reference Test Gain

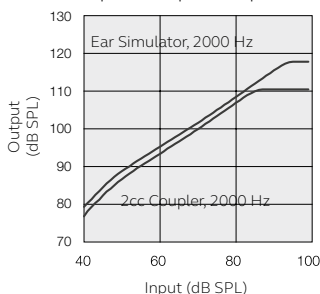


Full-On and Reference Test Gain



Measured according to IEC60118-0 Edition3.0 2015-06 at 1.3 V, impedance 6.2 ohms and 23°C on 2cc coupler. Resp. on 2cc according to IEC60118-7 Second edition 2005-10 and ANSI/ASA S3.22-2009 (HFA average calculated at 1000 Hz, 1600 Hz and 2500 Hz; 0 dB SPL sound pressure equals 20µPa). All measurements without DSP features activated unless indicated otherwise
Measurement on O.E.S according to IEC711 1981
According to IEC60118-0 Edition 2 1983 and amendment 1 1994

Input/Output Response



400633000GB-16.12-Rev.C

ReSound A/S
Lautrupbjerg 7
DK-2750 Ballerup, Denmark
Tel.: +45 45 75 11 11
resound.com

United Kingdom
GN ReSound Ltd.
Kirtlington Business Centre
Portway
Kirtlington
Oxon OX5 3JA
Tel.: +44 1869 352 800
resound.com

Australia
GN ReSound Pty. Ltd.
Unit R1 Regent Park Estate
391 Park Road
Regent Park NSW 2143
Tel.: 02 9743 9707
Free call number: 1800 658 955
resound.com

New Zealand
GN ReSound (NZ) Ltd.
Ground Floor, North Entrance
4 Fred Thomas Drive
Takapuna
Auckland, 0622
Tel.: (free) 0800 900 126
resound.com

