

# ReSound Alera®



Sometimes the strongest connections are the ones you can't see

## Product Description

A breakthrough chip, ReSound Range™, is the force behind advanced technology that connects your clients to the important things in life.

It enables features that deliver unrivalled sound quality and give clients a sharp perception of the location of sounds. Superior wireless technology establishes strong, invisible connections to essential communication devices. And with a discreet design, we offer the leading small-size power BTE.

## Standard Configuration

- Combined Standard and Power device in one model for full flexibility (Aventa reconfigurable)
- Wireless connectivity
- Full iSolate™ nanotech coating
- Supports Open and Classic configurations (Only Classic configuration for Power model)
- Push button and programmable Volume Control
- Size 13 battery
- Battery door with integrated On/Off switch
- 13 different colour combinations
- Telecoil with T and MT modes
- Direct Audio Input
- Supports Dome, Tulip-Dome, FlexVent and Standard Earmould
- Standard hook, mini hook, cosmetic hook and Thin Tube adaptor

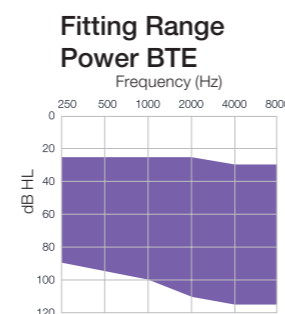
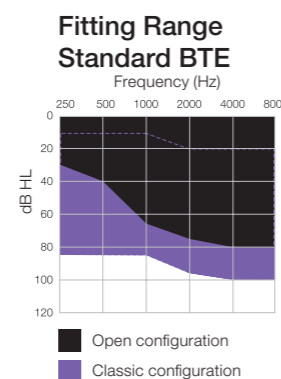
## Fitting Requirements

- Aventa3 fitting software (3.4 or higher)
- Wireless fitting interface: Airlink™
- Programming adaptor with CS44 socket cable
- Traditional fitting interface: Hi-Pro, NOAHlink, SpeedLink

AL977-DVIW, AL777-DVIW, AL577-DIWW, AL477-DVIW, AL987-DVIW, AL787-DVIW, AL587-DIWW, AL487-DVIW, AL377-DVIW, AL387-DVIW  
BTE, PBTE

	ReSound Alera® 9	ReSound Alera® 7	ReSound Alera® 5	ReSound Alera® 4	ReSound Alera® 3
ReSound Range™ chip	●	●	●	●	●
<b>Surround Sound by ReSound</b>					
WARP™ compression - number of bands	17	17	9	7	7
Directional Mix (Surround sound processor)	●	●	●	●	●
- Adjustable directional mix	●				
DFS Ultra - with built-in WhistleControl™	●	○	○	○	○
NoiseTracker™ II	●	○	○	○	○
Personalized noise reduction	●				
<b>Personalization</b>					
Environmental Optimizer™ II	●				
Onboard Analyzer™ II	●	●	●	●	●
<b>Speech understanding</b>					
Natural Directionality™ II	●				
AutoScope Adaptive Directionality™	●				
MultiScope Adaptive Directionality™	●	●			
Adaptive Directionality			●	●	
SoftSwitching™	●	●	●	●	●
Fixed Directionality	●	●	●	●	●
<b>Protection</b>					
WindGuard	●	○			
iSolate™ nanotech	●	●	●	●	●
<b>Flexible fitting</b>					
Gain handles	9	7	6	6	6
Fully flexible programs (up to 4 programs)	●	○	○	○	○
In-situ Audiometry	●	●	●	●	●
SmartStart™	●	●	●	●	●
PhoneNow™	●	●	●	●	●
Expansion	●	○	○	○	○
<b>Wireless connectivity with ReSound Unite™ series</b>					
2.4 GHz wireless technology	●	●	●	●	●
Wireless fitting with Airlink™	●	●	●	●	●
ReSound Unite™ TV	●	●	●		
ReSound Unite™ Remote Control	●	●	●	●	●
ReSound Unite™ Phone Clip	●	●	●		
ReSound Unite™ Mini Microphone	●	●	●		

● Basic  
○ Standard  
○ Advanced  
● Ultimate



400221000-GB-12.11-Rev.B

**ReSound A/S**  
Lautrupbjerg 7  
DK-2750 Ballerup, Denmark  
Tel.: +45 45 75 11 11  
Fax: +45 45 75 11 19  
www.resound.com

**United Kingdom**  
GN ReSound Ltd.  
Kirtlington Business Centre  
Portway  
Kirtlington  
Oxon OX5 3JA  
Tel.: +44 1869 352 800  
Fax: +44 1869 343 466  
www.gnresound.co.uk

**Australia**  
GN ReSound Pty. Ltd.  
Unit R1 Regent Park Estate  
391 Park Road  
Regent Park NSW 2143  
Tel.: 02 9743 9707  
Fax: 02 9743 7472  
Free call number: 1800 658 955  
www.gnresound.com.au

**New Zealand**  
GN ReSound (NZ) Ltd.  
12 Parkway Drive  
Mairangi Bay  
Auckland  
Tel.: (free) 0800 900 126  
Fax: (free) 0800 900 695  
www.gnresound.co.nz



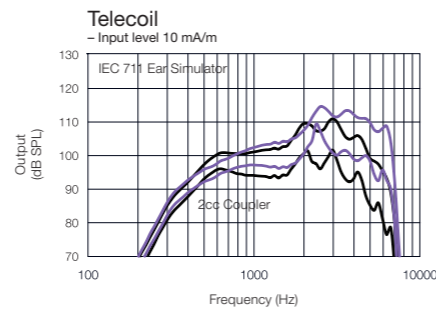
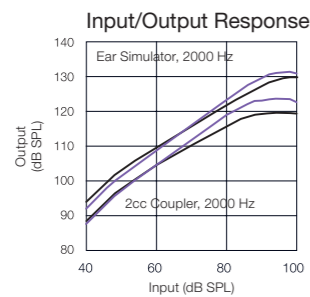
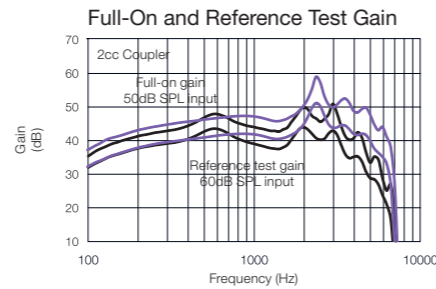
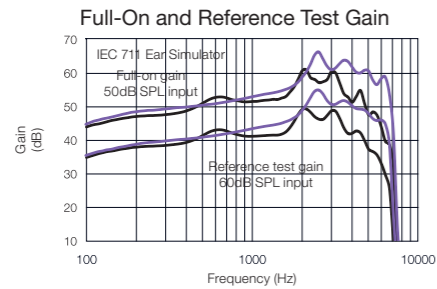
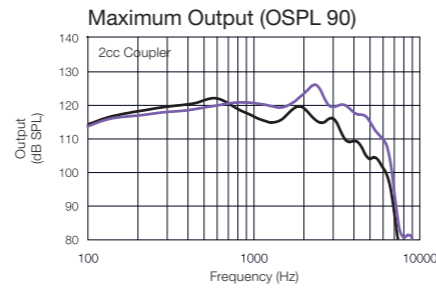
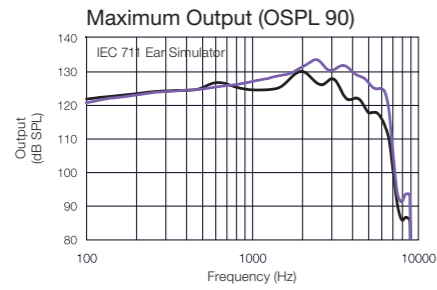
# ReSound Alera®

## Technical specifications

		AL77-DW Standard Open, AL77-DW Standard				dB
		IEC 60118-0 IEC 711 Ear simulator		IEC 60118-7-2005 2cc coupler		
		Open	Classic	Open	Classic	
Reference test gain (60 dB SPL input)	1600 Hz/HFA	42	46	39	45	dB
Full-on gain (50 dB SPL input)	Max. 1600 Hz/HFA	61	66	51	59	dB
Maximum output (90 dB SPL input)	Max. 1600 Hz/HFA	130	134	123	127	dB SPL
Total harmonic distortion	800 Hz 1600 Hz	0,3 0,6	0,8 0,7	0,3 0,6	1,4 0,8	%
Telecoil sensitivity (1 mA/m input)	Max.	92	95	-	-	dB SPL
Full-on Telecoil sensitivity @ 1mA/m	1600 Hz / HFA	83	85	75	81	dB SPL
HFA – SPLIV @ 31.6 mA/m (ANSI)	HFA	-	-	100	106	
Equivalent input noise w/o Noise reduction	1600 Hz	24	25	23	22	dB SPL
1/3 Octave Equivalent input noise, w/o Noise reduction	1600 Hz	11	10	-	-	dB SPL
Frequency range (DIN 45605)		100-6690	100-7060	100-6740	100-6850	Hz
Current Drain (Quiescent / Operating)		1,2 / 1,2	1,2 / 1,3	1,2 / 1,4	1,2 / 1,4	mA
Typical Battery life time (Battery type 13)		258	238	221	221	hrs

Data in accordance with IEC 60118-0, IEC 60118-7, Supply Voltage 1.3 V.

Patents pending



■ Open configuration  
■ Classic configuration

### Full-on Gain Parameter Settings\*

	250 Hz	500 Hz	750 Hz	1 kHz	1.5 kHz	2 kHz	3 kHz	4 kHz	6 kHz
G[80]	42	40	38	38	36	34	30	28	26
G[50]	48	48	48	48	48	44	44	42	38
G[80]	41	41	41	41	41	41	36	34	32
G[50]	49	49	49	49	49	49	47	47	47

\*Settings in accordance with Aventa fitting software. Supply Voltage 1.3 V.

### Reference Test Gain Parameter Settings for 118-0

	250 Hz	500 Hz	750 Hz	1 kHz	1.5 kHz	2 kHz	3 kHz	4 kHz	6 kHz
G[80]	35	33	31	31	29	27	23	21	19
G[50]	41	41	41	41	41	37	37	35	31
G[80]	34	34	34	34	34	34	29	27	25
G[50]	42	42	42	42	42	42	40	40	40

### Reference Test Gain Parameter Settings for 118-7

	250 Hz	500 Hz	750 Hz	1 kHz	1.5 kHz	2 kHz	3 kHz	4 kHz	6 kHz
G[80]	40	38	36	36	34	32	28	26	24
G[50]	46	46	46	46	46	42	42	40	36
G[80]	38	38	38	38	38	38	33	31	29
G[50]	46	46	46	46	46	46	44	44	44

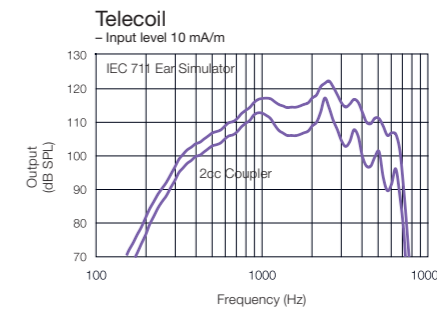
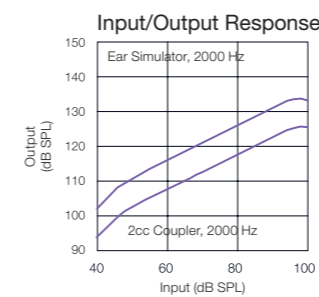
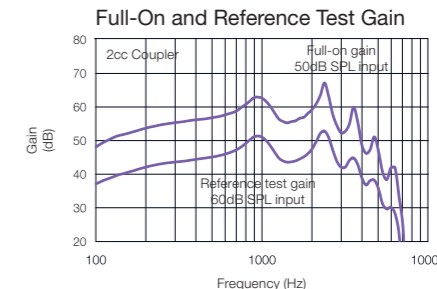
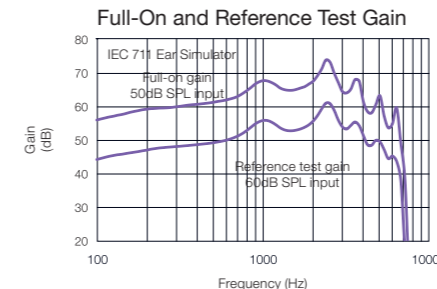
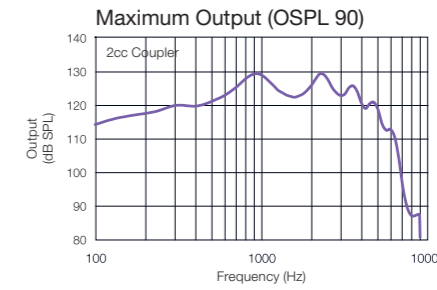
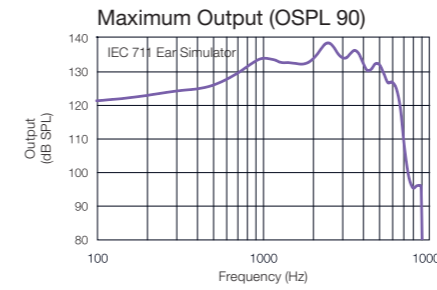
# ReSound Alera®

## Technical specifications

		AL87-DW Power		dB
		IEC 60118-0 IEC 711 Ear simulator	IEC 60118-7-2005 2cc coupler	
		Open	Classic	
Reference test gain (60 dB SPL input)	1600 Hz/HFA	53	49	dB
Full-on gain (50 dB SPL input)	Max. 1600 Hz/HFA	74	67	dB
Maximum output (90 dB SPL input)	Max. 1600 Hz/HFA	139	130	dB SPL
Total harmonic distortion	800 Hz 1600 Hz	0,9 1,4	0,6 0,6	%
Telecoil sensitivity (1 mA/m input)	Max.	104	-	dB SPL
Full-on Telecoil sensitivity @ 1mA/m	1600 Hz / HFA	94	93	dB SPL
HFA – SPLIV @ 31.6 mA/m (ANSI)	HFA	-	111	
Equivalent input noise w/o Noise reduction	1600 Hz	23	18	dB SPL
1/3 Octave Equivalent input noise, w/o Noise reduction	1600 Hz	10	-	dB SPL
Frequency range (DIN45605)		100-6700	100-6400	Hz
Current Drain (Quiescent / Operating)		1,2 / 1,3	1,2 / 1,3	mA
Typical Battery life time (Battery type 13)		238	238	hrs

Data in accordance with IEC 60118-0, IEC 60118-7, Supply Voltage 1.3 V.

Patents pending



All specifications are subject to change without notice

### Full-on Gain Parameter Settings\*

	250 Hz	500 Hz	750 Hz	1 kHz	1.5 kHz	2 kHz	3 kHz	4 kHz	6 kHz
G[80]	43	43	43	43	43	43	40	35	35
G[50]	59	59	59	59	59	59	52	47	46

\*Settings in accordance with Aventa fitting software. Supply Voltage 1.3 V.

### Reference Test Gain Parameter Settings for 118-0

	250 Hz	500 Hz	750 Hz	1 kHz	1.5 kHz	2 kHz	3 kHz	4 kHz	6 kHz
G[80]	36	36	36	36	36	36	33	28	28
G[50]	52	52	52	52	52	52	45	40	39

### Reference Test Gain Parameter Settings for 118-7

	250 Hz	500 Hz	750 Hz	1 kHz	1.5 kHz	2 kHz	3 kHz	4 kHz	6 kHz
G[80]	36	36	36	36	36	36	33	28	28
G[50]	52	52	52	52	52	52	45	40	39