

ReSound Lex™



LX800-M, LX400-M

ReSound Lex™

Standard Configuration

- iSolate™ nanotech coating
- Size 10A battery
- Battery door with integrated on/off switch
- Low battery warning indicator
- Available in one color: anthracite
- Microphone tubes in four sizes for optimal fit
- Easily exchangeable microphones and wax filters

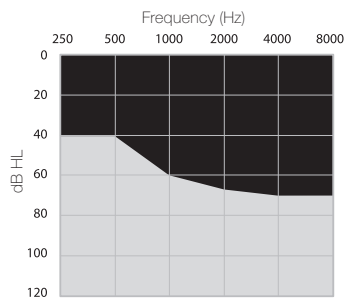
Fitting Requirements

- Aventa® 3 fitting software (3.2 or higher)
- Speedlink, HI-PRO® or NOAHLink® interface (Speedlink recommended)

	LX800-M	LX400-M
ReSound Range™ chip	●	●
Surround Sound by ReSound		
WARP™ compression – number of bands	17	9
DFS Ultra	●	●
NoiseTracker™ II	●	○
Environmental Optimizer II	●	
Personalization		
Onboard Analyzer™ II	●	●
Protection		
iSolate™ nanotech	●	●
Flexible fitting		
Gain handles	7	6
In-situ Audiometry	●	●
One fully flexible program	●	●
SmartStart™	●	●

○ Standard
● Ultimate

Fitting Range



ReSound A/S

Lautrupbjerg 7
DK-2750 Ballerup, Denmark
Tel.: +45 45 75 11 11
Fax: +45 45 75 11 19
www.resound.com

ReSound North America

8001 Bloomington Freeway
Bloomington, MN 55420
1-888-735-4327
consumerhelp@gnresound.com

ReSound Government Services

8001 Bloomington Freeway
Bloomington, MN 55420
1-800-392-9932
VAinfo@gnresound.com

ReSound Canada

303 Supertest Road
Toronto, Ontario M3J 2M4
1-888-737-6863
www.gnresound.ca

ReSound

rediscover hearing

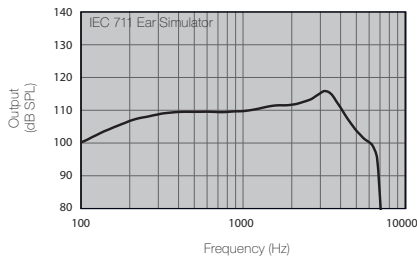
ReSound Lex™

Technical specifications

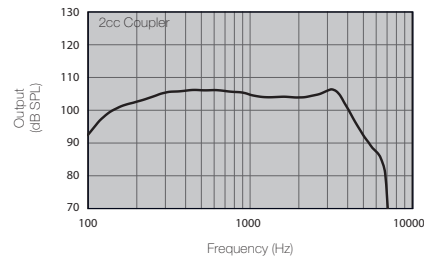
		LX800-M, LX400-M		
		IEC 60118-0 IEC 711 Ear simulator	IEC 60118-7 2cc Coupler	
Reference test gain (60 dB SPL input)	1600 Hz/HFA	31	27	dB
Full-on gain (50 dB SPL input)	Max. 1600 Hz/HFA	45 43	37 36	dB
Maximum output (90 dB SPL input)	Max. 1600 Hz/HFA	116 112	106 104	dB SPL
Total harmonic distortion	800 Hz 1600 Hz	0.4 0.6	0.4 0.6	%
Equivalent input noise, w/o noise reduction		23	22	dB SPL
Frequency range (DIN 45605)		170–5640	110–5480	Hz
Current drain		1.2	1.2	mA
Typical battery lifetime (battery type 10A)		76	73	hrs

Data in accordance with IEC 60118-0, IEC 60118-7;
Supply Voltage 1.3 V.

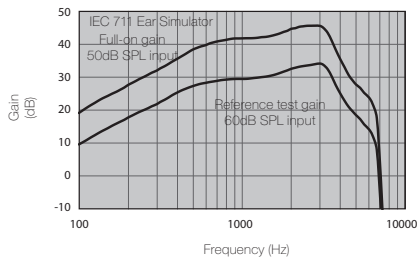
Maximum Output (OSPL 90)



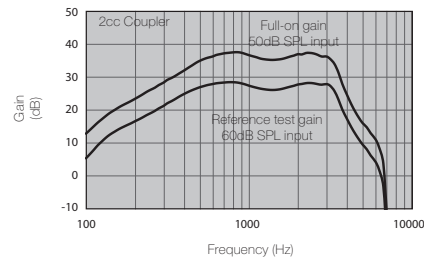
Maximum Output (OSPL 90)



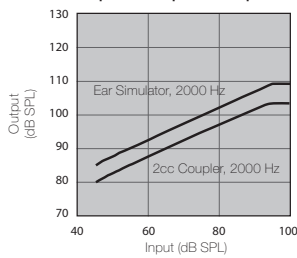
Full-On and Reference Test Gain



Full-On and Reference Test Gain



Input/Output Response



LX-400 M

Full-on Gain Parameter Settings*

	250 Hz	500 Hz	1 kHz	2 kHz	4 kHz	6 kHz
G[80]	29	27	21	24	29	29
G[50]	38	38	38	41	37	37

Reference Test Gain Parameter Settings for 118-0

	250 Hz	500 Hz	1 kHz	2 kHz	4 kHz	6 kHz
G[80]	22	20	14	17	22	22
G[50]	31	31	31	34	30	30

Reference Test Gain Parameter Settings for 118-7

	250 Hz	500 Hz	1 kHz	2 kHz	4 kHz	6 kHz
G[80]	25	23	17	20	25	25
G[50]	34	34	34	37	33	33

LX-800 M

Full-on Gain Parameter Settings*

	250 Hz	500 Hz	1 kHz	2 kHz	3 kHz	4 kHz	6 kHz
G[80]	29	27	21	24	27	29	29
G[50]	38	38	38	41	40	37	37

Reference Test Gain Parameter Settings for 118-0

	250 Hz	500 Hz	1 kHz	2 kHz	3 kHz	4 kHz	6 kHz
G[80]	22	20	14	17	20	22	22
G[50]	31	31	31	34	33	30	30

Reference Test Gain Parameter Settings for 118-7

	250 Hz	500 Hz	1 kHz	2 kHz	3 kHz	4 kHz	6 kHz
G[80]	25	23	17	20	23	25	25
G[50]	34	34	34	37	36	33	33

Patents pending

All specifications are subject to change without notice

17982911-US-13.06-Rev.A

*Settings in accordance with Aventa fitting software. Supply Voltage 1.3 V.