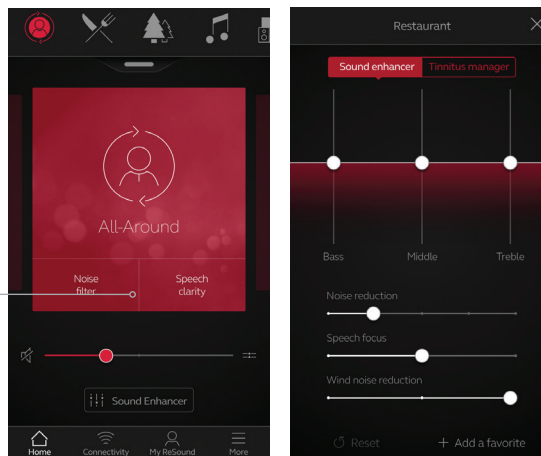


# Smart 3D™ app: Quick Buttons

## What are Quick Buttons?

Quick buttons are shortcuts that allow the user to make instant sound optimizations in the ReSound Smart 3D app.

No quick button activated: Sound Enhancer shows default settings.




## Why Quick Buttons?


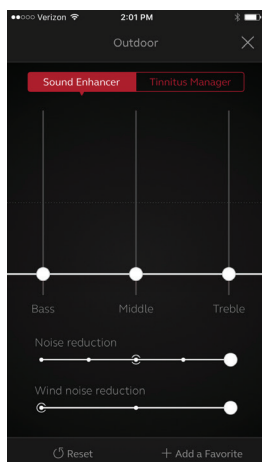
To empower patients to take control of their own hearing experience through solutions to their biggest pain point: moving between and optimizing settings in different, challenging listening environments. Quick Buttons provide a one-tap solution for patients looking for convenience and simplicity.

## Using Quick Buttons:

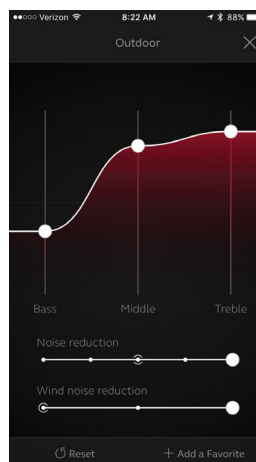
- Quick Buttons are defined per default program.
- Available in all technology levels, but Noise/Speech/Wind Quick Buttons are only available in ReSound LiNX 3D™ 9.
- Only one Quick Button can be activated at a time.
- Quick Buttons are not available while the Acceptance Manager is active. When the Acceptance Manager period expires, Quick Buttons automatically become available.
- Favorites do not have Quick Buttons.
- If Sound Enhancer is used while a Quick Button is activated, the Quick Button will be deactivated.



Noise filter activated: Sound Enhancer shows adjusted settings.



Speech clarity activated: Sound Enhancer shows adjusted settings.



# Smart 3D™ app: Quick Buttons detail

Quick button values and settings per program:

Environment	Quick button	Treble	Mid	Bass	Noise	Speech	Wind
All Around	Noise Filter	-5	-5	-5	◦ Strong	◦ Narrow	◦ Strong
All Around	Speech Clarity	5	4	-2	◦ Strong	◦ Narrow	◦ Strong
Restaurant	Noise Filter	-5	-5	-5	• Strong	• Narrow	◦ Strong
Restaurant (Top price point)	Speech Focus	5	3	-2	• Strong	• Narrow	◦ Strong
Restaurant (Plus + Basic pp)	Speech Clarity	5	3	-2			
Restaurant	Hear Everyone	5	5	5	• Mild	• Wide	◦ Mild
Outdoor	Noise Filter	-5	-5	-5	• Strong	◦ Narrow	• Strong
Outdoor	Speech Clarity	5	4	-2	• Strong	◦ Narrow	• Strong
Music	Treble Boost	6	0	-6			
Music	Bass Boost	-6	0	6			
Acoustic Phone	Noise Filter	-5	-5	-5	◦ Strong		◦ Strong
Acoustic Phone	Speech Clarity	5	4	-2	◦ Strong		◦ Strong
T-coil phone/loop	Treble Boost	6	0	-6	• Strong		◦ Strong
T-coil phone/loop	Bass Boost	-6	0	6	• Off		◦ Mild
TV Streamer / Multi+Micro Mic	Treble Boost	6	0	-6			
TV Streamer / Multi+Micro Mic	Bass Boost	-6	0	6			
Phone Clip+ / iPhone	Treble Boost	6	0	-6			
Phone Clip+ / iPhone	Bass Boost	-6	0	6			

Treble/middle/bass handles are used in all power levels. Noise/Speech/Wind only in LiNX 3D 9.

Noise/Speech/Wind usage in Quick buttons:

- Available with default settings
- Available in manual programs per feature if:

**Noise:** Noise Tracker II not set to Per Environment

**Speech:** Directionality set to adaptive (Autoscope or SoftSwitching)

**Wind:** Windguard enabled

## Manufacturer according to FDA:

### ReSound North America

8001 Bloomington Freeway  
Bloomington, MN 55420  
1-800-248-4327  
resoundpro.com

### ReSound Government Services

8001 Bloomington Freeway  
Bloomington, MN 55420  
1-800-392-9932  
resound.com/governmentservices

## Manufacturer according to Health Canada:

### ReSound Canada

303 Supertest Road  
Toronto, Ontario M3J 2M4  
1-888-737-6863  
resoundpro.com



MK604905 Rev A 2017.05

