

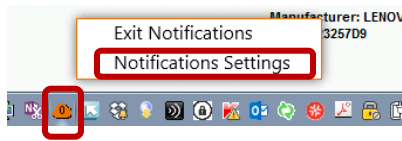
# Tech Tips

ReSound GN

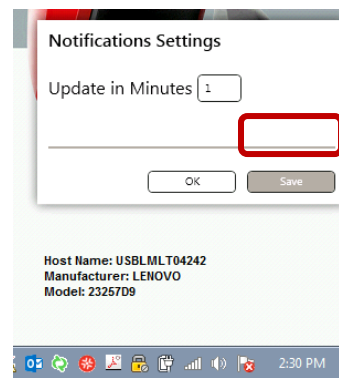
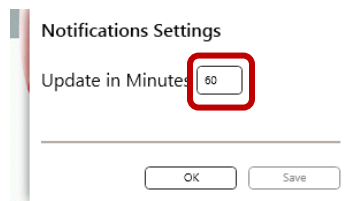
## ReSound Assist | Changing Notification Settings

When installing Smart Fit, the system is defaults to checking for ReSound Assist notifications every 60 minutes. You can change the frequency by following these steps:

1. Right-click on the orange cloud and select “Notifications Settings”:

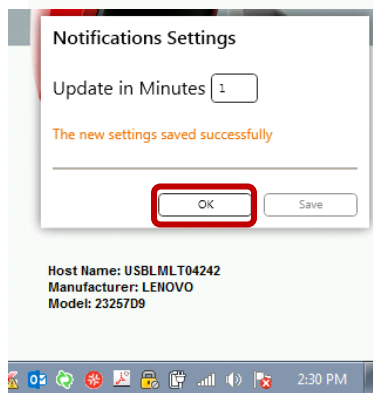


2. Change “60” to desired frequency and click “Save”



3. Click

“Ok”



Note, the default setting may be the most appropriate for a laptop that is not connected to a power source and needs to preserve battery life.

### Manufacturer according to FDA:

**ReSound North America**  
8001 E. Bloomington Freeway  
Bloomington, MN 55420  
800.248.4327  
resoundpro.com

### Manufacturer according to Health Canada:

**ReSound Canada**  
303 Supertest Road  
Toronto, Ontario M3J 2M4  
1.888.737.6863  
resoundpro.com